

Proper sampling is where it starts. Sampling is critical because the same stain can look very different on various species of wood. Different preparation and application methods also affect the final result. Sampling is the only way to make sure you get the color you want the first time.

Sampling is easy: on a small, inconspicuous test area (we recommend a minimum 2 sq. ft. space), simply do each step the way you will on all your logs.

- Prepare the wood.
- Apply the stain the same way you plan to apply it to the rest of the home.
- Let the stain dry (both between coats and after all coats have been applied).
- If working with a contractor, don't allow the contractor to stain until you have thoroughly discussed and demonstrated the look you want. Show him/her the sample.
- Don't stain all of the logs before you verify that you're achieving the look you want. It is best if you can be on-site during the staining process.

Details are important! Find out everything you need to know to do it right the first time at www.sashco.com/log-home/capture.



Stained with Sashco's Capture® Chestnut/Hazelnut
& Cascade® Clear Coat.
Photo: ©2011 Brett Christenson/Photographer



Capture



Watch Helpful How-To Videos • Chat Live • Search FAQs

Get personalized advice from Technical Experts
Mon-Fri, 6 a.m. – 5 p.m. MST



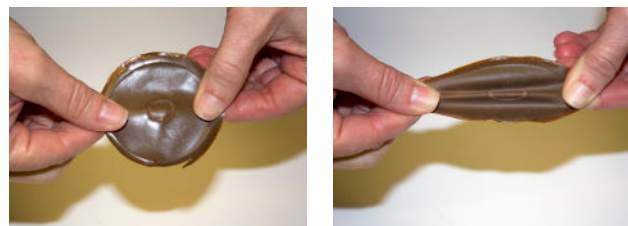
Follow Sashcoinc on:

CAP 005 2-19



Stained with Sashco's Capture® Chestnut/Hazelnut
& Cascade® Semi-Gloss
Photo: ©2011 Brett Christenson/Photographer

Performance worthy
of the journey
that got you here.



Cured Capture® Log Stain Disc - flexible & elastic!

Logs are in constant, dynamic motion. Capture® Log Stain's unmatched elasticity absorbs movement like a pro, protecting your dream home from moisture, insects, and rot. Don't settle for lesser stains that crack under the pressure.

Covered

Exposed to the
elements



Capture® Log Stain Cabot® Australian
Timber Oil*

*Cabot® is a trademark of its respective owner.

Download the
full stain com-
parison report,
along with
wood prep,
application, and
maintenance
instructions at


www.sashco.com/log-home/capture.



Capture the timeless beauty of natural grain.




Natural



Wheat




Bronze Pine



Hazelnut

The above logs are coated with
Cascade® Matte on the left and
Cascade® Semi-Gloss on the right.

These color samples show two coats of Capture® Log Stain and one coat of Cascade®, both applied by brush, on white pine. The color may vary based on the species, texture and porosity of wood, as well as the application technique (brushing vs. the recommended method of spray application). Test the stain on an inconspicuous area to make sure you get the color you want.




Red Cedar



Chestnut




Mahogany




Weathered Wood


Other Available Colors:



Autumn Aspen



Sequoia



Drift Wood